

# How to share Audible books with friends

---

Isn't that so amazing if you can share your Audible books with your friends for free? Thanks to Amazon's Household service and Audible App Send This Book function and Audible Converter which make share Audible books happen. So in this article I am going to elaborate 3 methods to share Audible books with friends.

## 1 Audible

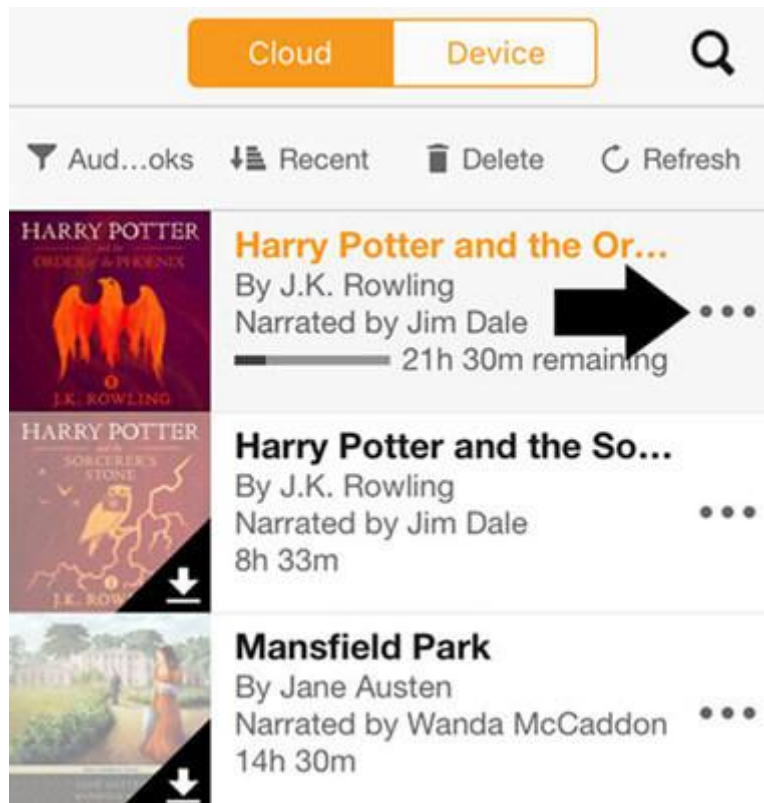
Through the "Send this Book" function you can send the audiobooks in your library to friends and family. Each person shall be entitled to redeem only one free audiobook recommendation through this program. After redeeming one free audiobook, recipients must purchase or use a credit to redeem any additional audiobook recommendations.

### 1.1 Send This Book via Audible App

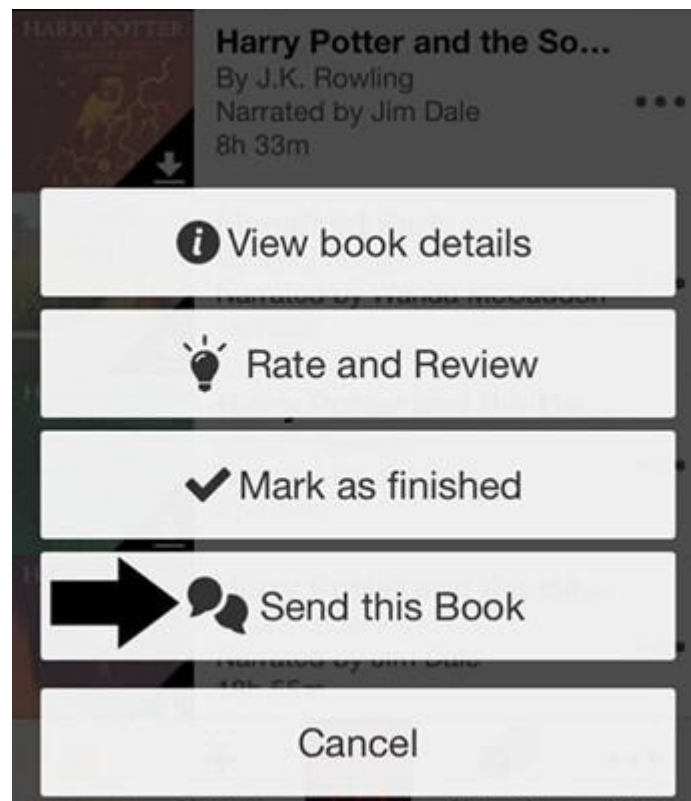
- 

**First**, download an Audible app and log in with your Audible account.

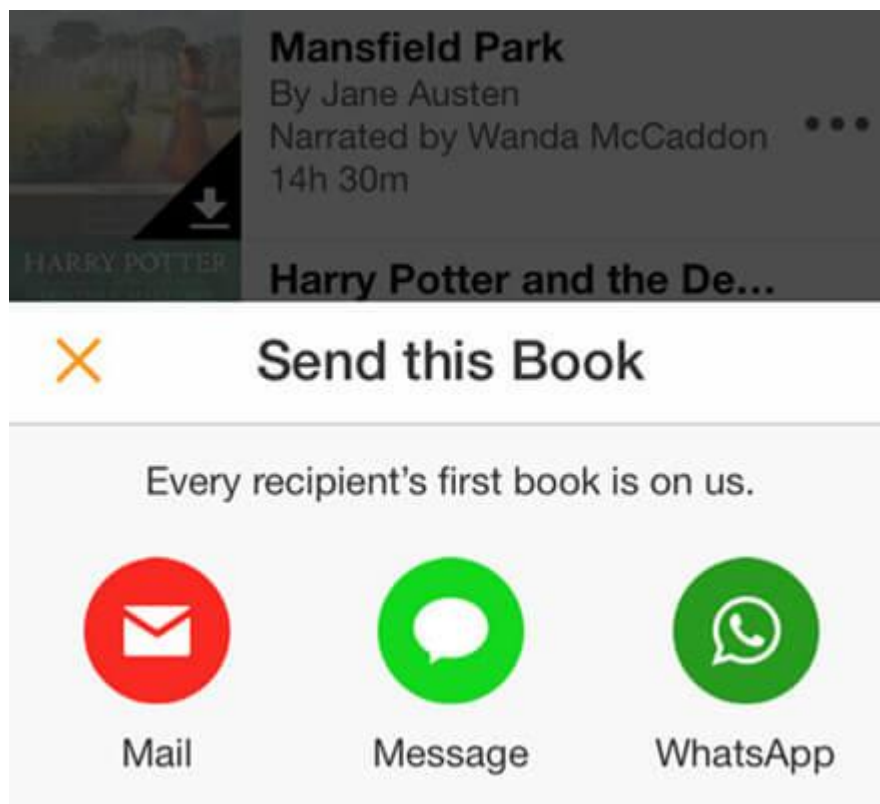
**Second**, tap "**My Library**" and all your audible books are listed there, then tap the triple dots on the right of the book and it will pop out an option window.



Third, tap on the “Send this Book” option.




**Fourth**, choose how you want to share this audible book and who you want to share it with.



## 1.2 Send This Book via Audible on the web

**First**, log in your audible's account on the web and go to "Library" and select "My Book".

**Second**, open any audible book on your library and tap on the "Send this Book" option.



▶ PLAY AUDIO SAMPLE

Best Seller in Kids

## Harry Potter and the Order of the Phoenix, Book 5

Written by: **J.K. Rowling**  
Narrated by: **Jim Dale**  
Length: **27 hrs and 2 mins**  
Series: **Harry Potter, Book 5**  
**Unabridged Audiobook**  
More ▾

★★★★★ 4.90 (6942 ratings)

Dark times have come to Hogwarts. After the Dementors' attack on his cousin Dudley, Harry Potter knows that Voldemort will stop at nothing to find him. There are many who deny the Dark Lord's return, but Harry is not alone: a secret order gathers at Grimmauld Place to fight against the Dark forces. Harry must allow Professor Snape to teach him how to protect himself from Voldemort's savage assaults on his mind. But they are growing stronger by the day and Harry is running out of time....

[Read more](#)

In your Library

Overall ★★★★★  
Performance ★★★★★  
Story ★★★★★

PLAY NOW

WRITE A REVIEW

GIVE AS A GIFT



Share the experience of a great listen!  
Everyone's first book is free! [Details](#)




Send this Book



Third, fill out the “Send this Book” form with an email address (separate multiple email addresses with commas) and tap the “Send” button.

Series: **Harry Potter, Book 5**  
Unabridged Audiobook


**Send this book**

 **Harry Potter and the Order of the Phoenix, Book 5**  
Written by: J.K. Rowling  
Narrated by: Jim Dale

To:

Note:

**Send**



Both ways are very easy to operate. But there are still some restrictions, like you can only share a free audible book with your friends.

## 2 Amazon Household Sharing

Amazon Household is a feature that allows you to share your Amazon/Audible content and your payment methods with another Amazon account, while still maintaining your own account's security and privacy.

### Create a Household

In order to use Family Library to share your content with another adult in your household, you must join an Amazon Household together. Members of an Amazon Household include:

Two adults, each with their own Amazon account.

Up to four children. Child profiles are created as part of an adult's account.

To create an Amazon Household:

1. Go to **Manage Your Content and Devices** and sign in to your account.
2. From the **Settings** tab, select **Invite Adult** under Households and Family Library.

### Households and Family Library

Amazon Households enables two adults within a family to collectively m

- Prime members can share FREE Two-day shipping, Prime Inst
- Create a Family Library to share books, apps, and games on yc
- Both adults can manage parental controls with Amazon FreeTir

[Learn more](#)

You can add 1 adult. Both adults  
need to be present to join.

Invite an Adult

3. Have the other adult sign in to their Amazon account.

**Note:** An Amazon account can only be shared with 1 other account at a given time. If you leave a Household you will have to wait six months to join a new one.

Once the second adult signs in or creates their account, select **Yes** to share your payment methods, Amazon content and services, and management of any child profiles. Select **No** to only share management of any child profiles.

## Share Your Content

You can start sharing content after setting up your Amazon Household and enabling Family Library.

To share Kindle books, apps and games, and audiobooks through Family Library:

1. Go to **Manage Your Content and Devices** and click the **Your Content** tab.
2. Check the box next to the content you'd like to share, and then click **Add to Library**.



**Tip:** If you do not see the Add to Library button, select Show Family Library.

3. Choose the adult or Amazon Free Time profile you'd like to share the selected content with, and then click **OK**.

## Access Shared Content on Your Device or App

Once you've set up Family Library, you and the other adult in your Amazon Household will be able to see any shared Kindle books, apps, and audiobooks in the Cloud or Archived Items tab on any of the compatible Amazon devices and Kindle reading apps registered to your Amazon accounts.

You can access content shared through Family Library on many Amazon devices and Kindle reading apps, though you may need to enable your device to view shared content from **Manage Your Content and Devices** or the Family Library settings on a compatible device first.

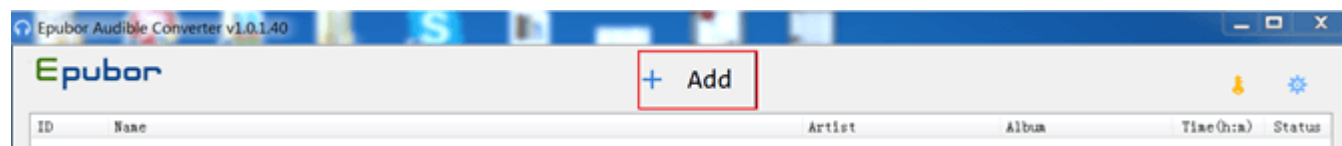
As you may notice that, this method is more difficult than the first method. So next I am going to introduce the easiest method which has absolutely no restriction to you.

### 3 Audible Converter

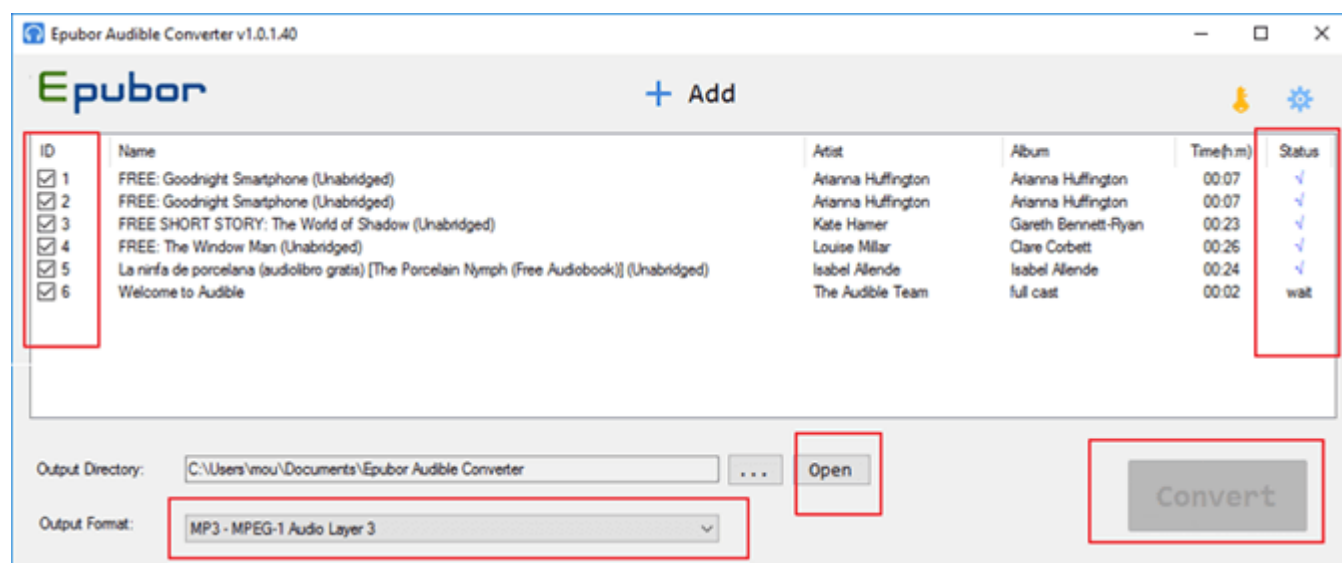
[Epubor Audible Converter](#) is the best AAX to MP3 converter to remove DRM and convert protected audiobooks from Audible. Thus you can share any of you audible book with anyone and listen to them wherever you like with absolutely no restriction. But this is a paid software. But you can try the 30 days free trial.

**First**, download [Audible Converter](#) and launch it

**Second**, tap “Add” button on the top of the interface and it will pop out a window with all of your downloaded audible book, then you can add all the book to Audible converter.



**Third**, tick the box in front of the book and choose MP3 as the output format, then you will get the DRM-free audiobooks and share them with any of your friends. Most important, you can listen MP3 format audiobook on any app or devices.



Isn't this Audible converter the best tool to share Audible books with friends with no restrictions? With Audible app, you can only share one free audible books with your friends. And with Amazon Household sharing, you can only share any of your contents with one adult friend at a given time. If you leave a Household you will have to wait six months to join a new one. All these inconvenience waste consumers a lot of time and make all the process more complicated. However, with Audible converter, you can convert the audible book's format and strip its DRM at the same time, then you can listen to all your audible books anywhere and share them with any of your friends. It totally ups to you. Isn't this super cool? What are you waiting for? Just try their 30 days free trial.

## **Download the tool for free:**

[Windows Version Download](#)

This article is generated upon <https://www.epubor.com/how-to-share-audible-books-with-friends.html>, and the original author is Epubor.